

Remember Our Sponsors

ADVANTAGE REALTY PROFESSIONALS

Richard Smith, Amy Johnson, 928-368-2040, Lakeside Office

**ANDY'S AMMO
& GUNS**

JIM & PATTY ELLIS
Ph: 928-537-5707
Fx: 928-537-2659


3101 E. Sitgreaves
Show Low, Arizona 85901

Directions: Turn E at hospital onto
Show Low Lake Rd, Turn L at 28th St
Turn R at Sitgreaves

Hours: Tues-Sat 9am-5pm
Email: AndysAmmo@frontiernet.net

CUSTOM RELOADS PISTOLS - RIFLES
SALES - SERVICE

Quality Ammo For Serious Shooters



Linda M. Gilbertson

Instructor

NRA Certified

*Pistol and Personal
Protection In The Home*

(928) 521-4821

lindapeo@wildblue.net



NRA #426421

OPHEIM GUN WORKS
Gunsmithing . Repair . Restore . Special Orders

DENNIS L. OPHEIM
Owner - Gunsmith

P.O. Box 1597
4075 Papermill Road
Taylor, AZ. 85937

Phone: (928) 243-1236
Fax: (928) 536-6671
opheimgunworks@yahoo.com
Please call for appointment



Jamie L. Opheim

481 South Main Street
Snowflake, AZ. 85937

phone: (928) 536-3343
fax: (928) 536-5837
huntersparadise@frontiernet.net

Hunter's Paradise, Inc.
"the biggest little gun store in Arizona"

**SUNRISE SMALL ANIMAL
MOBILE VET**



Meredith Beard, DVM
1100 E. Deuce of Clubs
Show Low, Arizona 85901
928/532-0549

Clinic Hours Available
Mon, Weds, Thurs, Fri
8:00 a.m.—4:00 p.m.

The PAWN PLACE

PAWN & FIREARMS
THE BANG ROOM

Michael Sattinger

PawnPlaceAz.com

1100 E. Hall St., Ste. A
Show Low, AZ 85901 **928-537-1804**

Guns & Ammo ~ Bait & Tackle ~ All Permits
Lyle & Judy Worman

Pinetop Sporting Goods

747 White Mountain Blvd., Pinetop, AZ
(928) 367-5050

P.O. Box 1169
Lakeside, AZ 85929



FINAL RESULTS COMBINED DIVISIONS

Match Date: 5/13/2012

Combined divisions - These are NOT official results.

Place	Name	USPSA	Class	Division	PF	Lady	Mil	Law	For	Age	Points	Stg %
1	Teeters, Scott	TY32228	B	Open	Major	N	N	N	N		280.0000	100.00%
2	Syck, Samuel		U	Limited	Minor	N	N	N	N		150.6784	53.81%
3	Burk, Gary	TY47244	C	Limited	Major	N	N	N	N	Senior	140.0539	50.02%
4	Button, Jim	TY61550	C	Single Stk	Major	N	N	N	N	Senior	130.5386	46.62%
5	Lesser, Chris	A62687	D	Limited	Major	N	N	N	N		128.0153	45.72%
6	Nadel, Seth	CL89	B	Single Stk	Major	N	N	N	N	Super Senior	126.9411	45.34%
7	Button, James	TY67578	U	Single Stk	Major	N	N	N	N	Junior	125.7134	44.90%
8	Lockhart, Brad	FY62301	C	Single Stk	Major	N	N	N	N		119.2514	42.59%
9	Gilbertson, Linda	TY116	D	Limited 10	Minor	Y	N	N	N	Senior	105.4343	37.66%
10	Khalsa, Bir Singh		U	Single Stk	Major	N	N	N	N	Senior	97.0150	34.65%
11	Tisdale, Don	A39424	D	Production	Minor	N	N	N	N	Super Senior	86.9676	31.06%
12	Burk, Cindy	A59585	D	Limited	Major	Y	N	N	N	Senior	82.2735	29.38%
13	Forbes, Jim	A71258	D	Single Stk	Minor	N	N	N	N	Super Senior	80.0594	28.59%
14	Johnston, Kevin		U	Revolver	Minor	N	N	N	N		70.4067	25.15%
15	Lesser, John		U	Limited	Major	N	N	N	N	Super Senior	59.3807	21.21%
16	Underwood, Sam		U	Limited 10	Major	N	N	N	N	Super Senior	57.2115	20.43%
17	Roush, Alan	A42817	U	Single Stk	Minor	N	N	N	N	Super Senior	55.5024	19.82%
18	Wistoski, Bill		U	Single Stk	Major	N	N	N	N		54.4454	19.44%
19	Thompson, Kelsey	A75264	U	Open	Minor	N	N	N	N		49.1382	17.55%
20	Hendron, Dave		U	Limited	Major	N	N	N	N	Senior	42.7147	15.26%
21	Marable, Doug		U	Limited 10	Major	N	N	N	N	Super Senior	33.7848	12.07%
22	Lockhart, Dwight		U	Limited	Minor	N	N	N	N	Super Senior	32.8483	11.73%

Combined divisions - These are NOT official results.

Sometimes the order of finish changes from the 'By Division' report and the 'Combined' report. This is because a different Stage High Hit Factor was used to calculate the stage points.

FINAL RESULTS BY STAGE COMBINED DIVISIONS

Match Date: 5/13/2012

Combined divisions - These are NOT official results.

Stage: 1 Lucky Day (Blue)

Place	Name	No.	Class	Division	Pts	Pen	Time	Hit Fact	Stg Pts	Stg %
1	Teeters, Scott	14	B	Open	60	0	17.85	3.3613	70.0000	100.00%
2	Button, James	4	U	Single Stk	66	0	30.35	2.1746	45.2866	64.70%
3	Gilbertson, Linda	11	D	Limited 10	64	0	39.19	1.6331	34.0098	48.59%
4	Khalsa, Bir Singh	1	U	Single Stk	66	0	43.31	1.5239	31.7356	45.34%
5	Nadel, Seth	10	B	Single Stk	63	20	29.10	1.4777	30.7735	43.96%
6	Burk, Gary	20	C	Limited	56	10	33.05	1.3918	28.9846	41.41%
7	Lesser, Chris	5	D	Limited	57	30	24.51	1.1016	22.9411	32.77%
8	Johnston, Kevin	22	U	Revolver	51	10	43.17	0.9497	19.7778	28.25%
9	Lockhart, Brad	19	C	Single Stk	56	30	28.94	0.8984	18.7094	26.73%
10	Tisdale, Don	13	D	Production	54	20	40.23	0.8451	17.5994	25.14%
11	Button, Jim	3	C	Single Stk	59	40	25.40	0.7480	15.5773	22.25%
12	Forbes, Jim	8	D	Single Stk	53	10	60.31	0.7130	14.8484	21.21%
13	Underwood, Sam	16	U	Limited 10	60	30	63.89	0.4696	9.7795	13.97%
14	Roush, Alan	17	U	Single Stk	43	30	50.08	0.2596	5.4062	7.72%
15	Burk, Cindy	21	D	Limited	44	40	28.93	0.1383	2.8801	4.11%
16	Lesser, John	6	U	Limited	42	100	59.90	0.0000	0.0000	0.00%
Tie	Thompson, Kelsey	7	U	Open	32	100	43.29	0.0000	0.0000	0.00%
Tie	Hendron, Dave	9	U	Limited	54	60	41.25	0.0000	0.0000	0.00%
Tie	Marable, Doug	2	U	Limited 10	43	80	54.18	0.0000	0.0000	0.00%
Tie	Wistoski, Bill	15	U	Single Stk	50	60	52.35	0.0000	0.0000	0.00%
Tie	Lockhart, Dwight	18	U	Limited	25	110	32.92	0.0000	0.0000	0.00%
Tie	Syck, Samuel	23	U	Limited	38	50	22.98	0.0000	0.0000	0.00%

Stage: 2 More Mettle (Yellow)

Place	Name	No.	Class	Division	Pts	Pen	Time	Hit Fact	Stg Pts	Stg %
1	Teeters, Scott	14	B	Open	50	0	11.75	4.2553	50.0000	100.00%
2	Lockhart, Brad	19	C	Single Stk	50	0	13.47	3.7120	43.6162	87.23%
3	Lesser, Chris	5	D	Limited	49	0	16.12	3.0397	35.7166	71.43%
4	Button, Jim	3	C	Single Stk	49	0	16.17	3.0303	35.6062	71.21%
5	Burk, Gary	20	C	Limited	49	0	17.83	2.7482	32.2915	64.58%
6	Syck, Samuel	23	U	Limited	50	0	18.27	2.7367	32.1564	64.31%
7	Nadel, Seth	10	B	Single Stk	48	0	18.34	2.6172	30.7522	61.50%
8	Button, James	4	U	Single Stk	49	0	23.02	2.1286	25.0112	50.02%
9	Johnston, Kevin	22	U	Revolver	46	0	21.73	2.1169	24.8737	49.75%
10	Lockhart, Dwight	18	U	Limited	46	0	25.82	1.7816	20.9339	41.87%
11	Gilbertson, Linda	11	D	Limited 10	48	0	26.98	1.7791	20.9045	41.81%
12	Underwood, Sam	16	U	Limited 10	48	0	27.19	1.7654	20.7435	41.49%
13	Khalsa, Bir Singh	1	U	Single Stk	50	0	28.70	1.7422	20.4709	40.94%
14	Lesser, John	6	U	Limited	48	0	27.97	1.7161	20.1643	40.33%
15	Wistoski, Bill	15	U	Single Stk	50	0	31.21	1.6021	18.8248	37.65%
16	Tisdale, Don	13	D	Production	48	0	30.91	1.5529	18.2467	36.49%
17	Forbes, Jim	8	D	Single Stk	48	0	31.19	1.5390	18.0833	36.17%
18	Roush, Alan	17	U	Single Stk	46	0	33.20	1.3855	16.2797	32.56%
19	Burk, Cindy	21	D	Limited	49	0	44.49	1.1014	12.9415	25.88%
20	Thompson, Kelsey	7	U	Open	48	0	44.13	1.0877	12.7805	25.56%
21	Hendron, Dave	9	U	Limited	43	10	38.05	0.8673	10.1908	20.38%
22	Marable, Doug	2	U	Limited 10	43	10	106.82	0.3089	3.6296	7.26%

FINAL RESULTS BY STAGE COMBINED DIVISIONS

CONTINUED

Stage: 3 2 Capos (Red)										
Place	Name	No.	Class	Division	Pts	Pen	Time	Hit Fact	Stg Pts	Stg %
1	Teeters, Scott	14	B	Open	30	0	4.02	7.4627	30.0000	100.00%
2	Syck, Samuel	23	U	Limited	30	0	4.52	6.6372	26.6815	88.94%
3	Button, Jim	3	C	Single Stk	30	0	4.64	6.4655	25.9913	86.64%
4	Nadel, Seth	10	B	Single Stk	30	0	6.27	4.7847	19.2345	64.11%
5	Burk, Cindy	21	D	Limited	30	0	6.60	4.5455	18.2729	60.91%
6	Gilbertson, Linda	11	D	Limited 10	30	0	7.97	3.7641	15.1317	50.44%
7	Roush, Alan	17	U	Single Stk	30	0	8.76	3.4247	13.7673	45.89%
8	Tisdale, Don	13	D	Production	30	0	9.77	3.0706	12.3438	41.15%
9	Lesser, John	6	U	Limited	30	0	12.22	2.4550	9.8691	32.90%
10	Khalsa, Bir Singh	1	U	Single Stk	30	0	12.32	2.4351	9.7891	32.63%
11	Button, James	4	U	Single Stk	25	10	6.57	2.2831	9.1780	30.59%
12	Lockhart, Brad	19	C	Single Stk	30	0	14.02	2.1398	8.6020	28.67%
13	Wistoski, Bill	15	U	Single Stk	25	10	9.87	1.5198	6.1096	20.37%
14	Marable, Doug	2	U	Limited 10	25	10	11.95	1.2552	5.0459	16.82%
15	Underwood, Sam	16	U	Limited 10	25	10	15.17	0.9888	3.9750	13.25%
16	Johnston, Kevin	22	U	Revolver	20	20	13.80	0.0000	0.0000	0.00%
Tie	Hendron, Dave	9	U	Limited	20	20	6.40	0.0000	0.0000	0.00%
Tie	Thompson, Kelsey	7	U	Open	20	20	11.31	0.0000	0.0000	0.00%
Tie	Forbes, Jim	8	D	Single Stk	10	40	5.12	0.0000	0.0000	0.00%
Tie	Lockhart, Dwight	18	U	Limited	15	30	11.77	0.0000	0.0000	0.00%
Tie	Burk, Gary	20	C	Limited	20	20	5.56	0.0000	0.0000	0.00%
Tie	Lesser, Chris	5	D	Limited	20	20	5.45	0.0000	0.0000	0.00%

Stage: 4 Shoot This Way (Green)										
Place	Name	No.	Class	Division	Pts	Pen	Time	Hit Fact	Stg Pts	Stg %
1	Teeters, Scott	14	B	Open	127	0	12.30	10.3252	130.0000	100.00%
2	Syck, Samuel	23	U	Limited	110	0	15.08	7.2944	91.8405	70.65%
3	Burk, Gary	20	C	Limited	124	10	18.22	6.2569	78.7778	60.60%
4	Lesser, Chris	5	D	Limited	124	0	22.51	5.5087	69.3576	53.35%
5	Button, Jim	3	C	Single Stk	128	0	30.20	4.2384	53.3638	41.05%
6	Lockhart, Brad	19	C	Single Stk	128	0	33.35	3.8381	48.3238	37.17%
7	Burk, Cindy	21	D	Limited	128	0	33.45	3.8266	48.1790	37.06%
8	Forbes, Jim	8	D	Single Stk	108	20	23.51	3.7431	47.1277	36.25%
9	Button, James	4	U	Single Stk	126	0	34.31	3.6724	46.2376	35.57%
10	Nadel, Seth	10	B	Single Stk	129	0	35.17	3.6679	46.1809	35.52%
11	Tisdale, Don	13	D	Production	126	0	40.91	3.0799	38.7777	29.83%
12	Thompson, Kelsey	7	U	Open	116	0	40.17	2.8877	36.3577	27.97%
13	Gilbertson, Linda	11	D	Limited 10	128	0	45.54	2.8107	35.3883	27.22%
14	Khalsa, Bir Singh	1	U	Single Stk	128	0	46.02	2.7814	35.0194	26.94%
15	Hendron, Dave	9	U	Limited	99	40	22.84	2.5832	32.5239	25.02%
16	Wistoski, Bill	15	U	Single Stk	128	0	54.61	2.3439	29.5110	22.70%
17	Lesser, John	6	U	Limited	123	0	52.77	2.3309	29.3473	22.57%
18	Johnston, Kevin	22	U	Revolver	130	0	63.55	2.0456	25.7552	19.81%
19	Marable, Doug	2	U	Limited 10	126	0	63.18	1.9943	25.1093	19.31%
20	Underwood, Sam	16	U	Limited 10	125	0	69.29	1.8040	22.7134	17.47%
21	Roush, Alan	17	U	Single Stk	105	30	47.10	1.5924	20.0492	15.42%
22	Lockhart, Dwight	18	U	Limited	101	70	32.76	0.9463	11.9144	9.16%

LIMITED

Match Date: 5/13/2012

Place Name	USPSA	Class Division	PF	Lady	Mil	Law	For	Age	Points	Stg %
1 Burk, Gary	TY47244	C Limited	Major	N	N	N	N	Senior	226.7149	100.00%
2 Syck, Samuel		U Limited	Minor	N	N	N	N		205.0160	90.43%
3 Lesser, Chris	A62687	D Limited	Major	N	N	N	N		203.5800	89.80%
4 Burk, Cindy	A59585	D Limited	Major	Y	N	N	N	Senior	113.8154	50.20%
5 Lesser, John		U Limited	Major	N	N	N	N	Super Senior	80.8656	35.67%
6 Hendron, Dave		U Limited	Major	N	N	N	N	Senior	60.3037	26.60%
7 Lockhart, Dwight		U Limited	Minor	N	N	N	N	Super Senior	46.1704	20.36%

Match Date: 5/13/2012

Stage: 1 Lucky Day (Blue)

Place Name	No.	Class Division	Pts	Pen	Time	Hit Fact	Stg Pts	Stg %
1 Burk, Gary	20	C Limited	56	10	33.05	1.3918	70.0000	100.00%
2 Lesser, Chris	5	D Limited	57	30	24.51	1.1016	55.4045	79.15%
3 Burk, Cindy	21	D Limited	44	40	28.93	0.1383	6.9557	9.94%
4 Hendron, Dave	9	U Limited	54	60	41.25	0.0000	0.0000	0.00%
Tie Lesser, John	6	U Limited	42	100	59.90	0.0000	0.0000	0.00%
Tie Lockhart, Dwight	18	U Limited	25	110	32.92	0.0000	0.0000	0.00%
Tie Syck, Samuel	23	U Limited	38	50	22.98	0.0000	0.0000	0.00%

Stage: 2 More Mettle (Yellow)

Place Name	No.	Class Division	Pts	Pen	Time	Hit Fact	Stg Pts	Stg %
1 Lesser, Chris	5	D Limited	49	0	16.12	3.0397	50.0000	100.00%
2 Burk, Gary	20	C Limited	49	0	17.83	2.7482	45.2051	90.41%
3 Syck, Samuel	23	U Limited	50	0	18.27	2.7367	45.0160	90.03%
4 Lockhart, Dwight	18	U Limited	46	0	25.82	1.7816	29.3055	58.61%
5 Lesser, John	6	U Limited	48	0	27.97	1.7161	28.2281	56.46%
6 Burk, Cindy	21	D Limited	49	0	44.49	1.1014	18.1169	36.23%
7 Hendron, Dave	9	U Limited	43	10	38.05	0.8673	14.2662	28.53%

Stage: 3 2 Capos (Red)

Place Name	No.	Class Division	Pts	Pen	Time	Hit Fact	Stg Pts	Stg %
1 Syck, Samuel	23	U Limited	30	0	4.52	6.6372	30.0000	100.00%
2 Burk, Cindy	21	D Limited	30	0	6.60	4.5455	20.5456	68.49%
3 Lesser, John	6	U Limited	30	0	12.22	2.4550	11.0965	36.99%
4 Burk, Gary	20	C Limited	20	20	5.56	0.0000	0.0000	0.00%
Tie Lesser, Chris	5	D Limited	20	20	5.45	0.0000	0.0000	0.00%
Tie Hendron, Dave	9	U Limited	20	20	6.40	0.0000	0.0000	0.00%
Tie Lockhart, Dwight	18	U Limited	15	30	11.77	0.0000	0.0000	0.00%

Stage: 4 Shoot This Way (Green)

Place Name	No.	Class Division	Pts	Pen	Time	Hit Fact	Stg Pts	Stg %
1 Syck, Samuel	23	U Limited	110	0	15.08	7.2944	130.0000	100.00%
2 Burk, Gary	20	C Limited	124	10	18.22	6.2569	111.5098	85.78%
3 Lesser, Chris	5	D Limited	124	0	22.51	5.5087	98.1754	75.52%
4 Burk, Cindy	21	D Limited	128	0	33.45	3.8266	68.1972	52.46%
5 Hendron, Dave	9	U Limited	99	40	22.84	2.5832	46.0375	35.41%
6 Lesser, John	6	U Limited	123	0	52.77	2.3309	41.5410	31.95%
7 Lockhart, Dwight	18	U Limited	101	70	32.76	0.9463	16.8649	12.97%

LIMITED 10

Match Date: 5/13/2012

Place Name	USPSA	Class Division	PF	Lady	Mil	Law	For	Age	Points	Stg %
1 Gilbertson, Linda	TY116	D Limited 10	Minor	Y	N	N	N	Senior	280.0000	100.00%
2 Underwood, Sam		U Limited 10	Major	N	N	N	N	Super Senior	161.0627	57.52%
3 Marable, Doug		U Limited 10	Major	N	N	N	N	Super Senior	110.9254	39.62%

Match Date: 5/13/2012

Stage: 1 Lucky Day (Blue)

Place Name	No.	Class	Division	Pts	Pen	Time	Hit	Fact	Stg	Pts	Stg %
1 Gilbertson, Linda	11	D	Limited 10	64	0	39.19	1.6331		70.0000		100.00%
2 Underwood, Sam	16	U	Limited 10	60	30	63.89	0.4696		20.1286		28.76%
3 Marable, Doug	2	U	Limited 10	43	80	54.18	0.0000		0.0000		0.00%

Stage: 2 More Mettle (Yellow)

Place Name	No.	Class	Division	Pts	Pen	Time	Hit	Fact	Stg	Pts	Stg %
1 Gilbertson, Linda	11	D	Limited 10	48	0	26.98	1.7791		50.0000		100.00%
2 Underwood, Sam	16	U	Limited 10	48	0	27.19	1.7654		49.6150		99.23%
3 Marable, Doug	2	U	Limited 10	43	10	106.82	0.3089		8.6814		17.36%

Stage: 3 2 Capos (Red)

Place Name	No.	Class	Division	Pts	Pen	Time	Hit	Fact	Stg	Pts	Stg %
1 Gilbertson, Linda	11	D	Limited 10	30	0	7.97	3.7641		30.0000		100.00%
2 Marable, Doug	2	U	Limited 10	25	10	11.95	1.2552		10.0040		33.35%
3 Underwood, Sam	16	U	Limited 10	25	10	15.17	0.9888		7.8808		26.27%

Stage: 4 Shoot This Way (Green)

Place Name	No.	Class	Division	Pts	Pen	Time	Hit	Fact	Stg	Pts	Stg %
1 Gilbertson, Linda	11	D	Limited 10	128	0	45.54	2.8107		130.0000		100.00%
2 Marable, Doug	2	U	Limited 10	126	0	63.18	1.9943		92.2400		70.95%
3 Underwood, Sam	16	U	Limited 10	125	0	69.29	1.8040		83.4383		64.18%

OPEN

Match Date: 5/13/2012

Place Name	USPSA	Class	Division	PF	Lady	Mil	Law	For	Age	Points	Stg %
1 Teeters, Scott	TY32228	B	Open	Major	N	N	N	N		280.0000	100.00%
2 Thompson, Kelsey	A75264	U	Open	Minor	N	N	N	N		49.1382	17.55%

Match Date: 5/13/2012

Stage: 1 Lucky Day (Blue)

Place Name	No.	Class	Division	Pts	Pen	Time	Hit	Fact	Stg	Pts	Stg %
1 Teeters, Scott	14	B	Open	60	0	17.85	3.3613	70.0000	100.0000	100.00%	
2 Thompson, Kelsey	7	U	Open	32	100	43.29	0.0000	0.0000	0.0000	0.00%	

Stage: 2 More Mettle (Yellow)

Place Name	No.	Class	Division	Pts	Pen	Time	Hit	Fact	Stg	Pts	Stg %
1 Teeters, Scott	14	B	Open	50	0	11.75	4.2553	50.0000	100.0000	100.00%	
2 Thompson, Kelsey	7	U	Open	48	0	44.13	1.0877	12.7805	25.56%		

Stage: 3 2 Capos (Red)

Place Name	No.	Class	Division	Pts	Pen	Time	Hit	Fact	Stg	Pts	Stg %
1 Teeters, Scott	14	B	Open	30	0	4.02	7.4627	30.0000	100.0000	100.00%	
2 Thompson, Kelsey	7	U	Open	20	20	11.31	0.0000	0.0000	0.0000	0.00%	

Stage: 4 Shoot This Way (Green)

Place Name	No.	Class	Division	Pts	Pen	Time	Hit	Fact	Stg	Pts	Stg %
1 Teeters, Scott	14	B	Open	127	0	12.30	10.3252	130.0000	100.0000	100.00%	
2 Thompson, Kelsey	7	U	Open	116	0	40.17	2.8877	36.3577	27.97%		

PRODUCTION

Match Date: 5/13/2012

Place Name	USPSA	Class Division	PF	Lady	Mil	Law	For	Age	Points	Stg %
1 Tisdale, Don	A39424	D Production	Minor	N	N	N	N	Super Senior	280.0000	100.00%

Printed: 05/15/2012 7:53 AM

12-05-13

Match Date: 5/13/2012

Stage: 1 Lucky Day (Blue)

Place Name	No.	Class Division	Pts	Pen	Time	Hit	Fact	Stg	Pts	Stg %
1 Tisdale, Don	13	D Production	54	20	40.23	0.8451	70.0000	100.00%		

Stage: 2 More Mettle (Yellow)

Place Name	No.	Class Division	Pts	Pen	Time	Hit	Fact	Stg	Pts	Stg %
1 Tisdale, Don	13	D Production	48	0	30.91	1.5529	50.0000	100.00%		

Stage: 3 2 Capos (Red)

Place Name	No.	Class Division	Pts	Pen	Time	Hit	Fact	Stg	Pts	Stg %
1 Tisdale, Don	13	D Production	30	0	9.77	3.0706	30.0000	100.00%		

Stage: 4 Shoot This Way (Green)

Place Name	No.	Class Division	Pts	Pen	Time	Hit	Fact	Stg	Pts	Stg %
1 Tisdale, Don	13	D Production	126	0	40.91	3.0799	130.0000	100.00%		

REVOLVER

Match Date: 5/13/2012

Place Name	USPSA	Class Division	PF	Lady	Mil	Law	For	Age	Points	Stg %
1 Johnston, Kevin		U Revolver	Minor	N	N	N	N		250.0000	100.00%

Printed: 05/15/2012 7:53 AM

12-05-13

Match Date: 5/13/2012

Stage: 1 Lucky Day (Blue)

Place Name	No.	Class Division	Pts	Pen	Time	Hit	Fact	Stg	Pts	Stg %
1 Johnston, Kevin	22	U Revolver	51	10	43.17	0.9497	70.0000	100.00%		

Stage: 2 More Mettle (Yellow)

Place Name	No.	Class Division	Pts	Pen	Time	Hit	Fact	Stg	Pts	Stg %
1 Johnston, Kevin	22	U Revolver	46	0	21.73	2.1169	50.0000	100.00%		

Stage: 3 2 Capos (Red)

Place Name	No.	Class Division	Pts	Pen	Time	Hit	Fact	Stg	Pts	Stg %
------------	-----	----------------	-----	-----	------	-----	------	-----	-----	-------

1 Johnston, Kevin 22 U Revolver 20 20 13.80 0.0000 0.0000 0.00%

Stage: 4 Shoot This Way (Green)

Place Name	No.	Class	Division	Pts	Pen	Time	Hit	Fact	Stg	Pts	Stg %
1 Johnston, Kevin	22	U	Revolver	130	0	63.55	2.0456	130.0000	100.00%		

SINGLE STACK

Match Date: 5/13/2012

Place Name	USPSA	Class	Division	PF	Lady	Mil	Law	For	Age	Points	Stg %
1 Button, Jim	TY61550	C	Single Stack	Major	N	N	N	N	Senior	224.8956	100.00%
2 Button, James	TY67578	U	Single Stack	Major	N	N	N	N	Junior	221.9052	98.67%
3 Nadel, Seth	CL89	B	Single Stack	Major	N	N	N	N	Super Senior	217.5229	96.72%
4 Lockhart, Brad	FY62301	C	Single Stack	Major	N	N	N	N		206.5700	91.85%
5 Khalsa, Bir Singh		U	Single Stack	Major	N	N	N	N	Senior	169.1311	75.20%
6 Forbes, Jim	A71258	D	Single Stack	Minor	N	N	N	N	Super Senior	158.4896	70.47%
7 Wistoski, Bill		U	Single Stack	Major	N	N	N	N		100.5239	44.70%
8 Roush, Alan	A42817	U	Single Stack	Minor	N	N	N	N	Super Senior	91.7516	40.80%

Printed: 05/15/2012 7:53 AM

12-05-13

Match Date: 5/13/2012

Stage: 1 Lucky Day (Blue)

Place Name	No.	Class	Division	Pts	Pen	Time	Hit	Fact	Stg	Pts	Stg %
1 Button, James	4	U	Single Stack	66	0	30.35	2.1746	70.0000	100.00%		
2 Khalsa, Bir Singh	1	U	Single Stack	66	0	43.31	1.5239	49.0541	70.08%		
3 Nadel, Seth	10	B	Single Stack	63	20	29.10	1.4777	47.5669	67.95%		
4 Lockhart, Brad	19	C	Single Stack	56	30	28.94	0.8984	28.9193	41.31%		
5 Button, Jim	3	C	Single Stack	59	40	25.40	0.7480	24.0780	34.40%		
6 Forbes, Jim	8	D	Single Stack	53	10	60.31	0.7130	22.9513	32.79%		
7 Roush, Alan	17	U	Single Stack	43	30	50.08	0.2596	8.3565	11.94%		
8 Wistoski, Bill	15	U	Single Stack	50	60	52.35	0.0000	0.0000	0.00%		

Stage: 2 More Mettle (Yellow)

Place Name	No.	Class	Division	Pts	Pen	Time	Hit	Fact	Stg	Pts	Stg %
1 Lockhart, Brad	19	C	Single Stack	50	0	13.47	3.7120	50.0000	100.00%		
2 Button, Jim	3	C	Single Stack	49	0	16.17	3.0303	40.8176	81.64%		
3 Nadel, Seth	10	B	Single Stack	48	0	18.34	2.6172	35.2532	70.51%		
4 Button, James	4	U	Single Stack	49	0	23.02	2.1286	28.6719	57.34%		
5 Khalsa, Bir Singh	1	U	Single Stack	50	0	28.70	1.7422	23.4671	46.93%		
6 Wistoski, Bill	15	U	Single Stack	50	0	31.21	1.6021	21.5800	43.16%		
7 Forbes, Jim	8	D	Single Stack	48	0	31.19	1.5390	20.7301	41.46%		

8 Roush, Alan 17 U Single Stack 46 0 33.20 1.3855 18.6624 37.32%

Stage: 3 2 Capos (Red)

Place Name	No.	Class	Division	Pts	Pen	Time	Hit Fact	Stg Pts	Stg %
1 Button, Jim	3	C	Single Stack	30	0	4.64	6.4655	30.0000	100.00%
2 Nadel, Seth	10	B	Single Stack	30	0	6.27	4.7847	22.2011	74.00%
3 Roush, Alan	17	U	Single Stack	30	0	8.76	3.4247	15.8907	52.97%
4 Khalsa, Bir Singh	1	U	Single Stack	30	0	12.32	2.4351	11.2989	37.66%
5 Button, James	4	U	Single Stack	25	10	6.57	2.2831	10.5936	35.31%
6 Lockhart, Brad	19	C	Single Stack	30	0	14.02	2.1398	9.9287	33.10%
7 Wistoski, Bill	15	U	Single Stack	25	10	9.87	1.5198	7.0519	23.51%
8 Forbes, Jim	8	D	Single Stack	10	40	5.12	0.0000	0.0000	0.00%

Stage: 4 Shoot This Way (Green)

Place Name	No.	Class	Division	Pts	Pen	Time	Hit Fact	Stg Pts	Stg %
1 Button, Jim	3	C	Single Stack	128	0	30.20	4.2384	130.0000	100.00%
2 Lockhart, Brad	19	C	Single Stack	128	0	33.35	3.8381	117.7220	90.56%
3 Forbes, Jim	8	D	Single Stack	108	20	23.51	3.7431	114.8082	88.31%
4 Button, James	4	U	Single Stack	126	0	34.31	3.6724	112.6397	86.65%
5 Nadel, Seth	10	B	Single Stack	129	0	35.17	3.6679	112.5017	86.54%
6 Khalsa, Bir Singh	1	U	Single Stack	128	0	46.02	2.7814	85.3110	65.62%
7 Wistoski, Bill	15	U	Single Stack	128	0	54.61	2.3439	71.8920	55.30%
8 Roush, Alan	17	U	Single Stack	105	30	47.10	1.5924	48.8420	37.57%

Continued on next page